



October 15, 2015

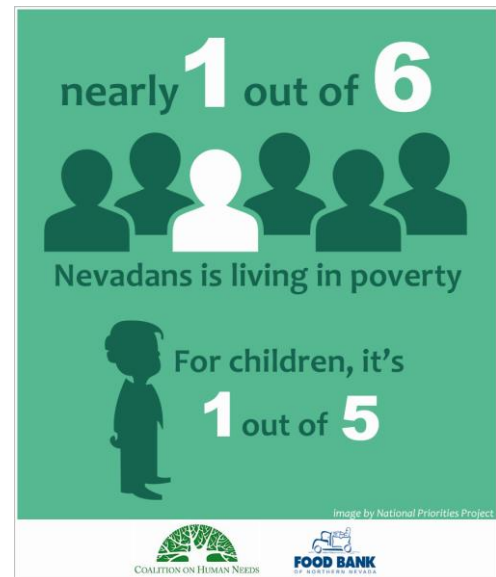
**Too Many Nevadans Remain in Poverty
Investments in Human Needs Programs Needed,
but Cuts Threaten to Leave More Behind**

New data released by the Census Bureau on September 17th show that poverty remains stubbornly high. In Nevada, 15.2 percent of people were poor in 2014 – roughly the same as in 2013 when 15.8 percent were poor. The child poverty rate also remains stuck, with 22 percent of Nevada children living in poverty in 2014 – roughly the same as in 2013 when 22.7 percent of our children were poor.ⁱ Disappointingly, our country's economic recovery is hardly reaching Nevada's poor, and progress remains slow. Nationally, the poverty rate fell slightly from 15.8 percent in 2013 to 15.5 percent in 2014. However, even if poverty keeps declining at the current rate nationally – an extremely optimistic estimate – it would still take more than 25 years just to cut poverty in half across the U.S. It would take even longer – nearly 35 years – to bring child poverty down to that same level.ⁱⁱ

In order to speed up the pace, Nevada and the nation need to maintain and expand investments in programs with proven success in helping people out of poverty. The new Census Bureau findings add to the mounting evidence that programs like low-income tax credits, the Supplemental Nutrition Assistance Program (SNAP, formerly known as food stamps), and subsidized housing reduce poverty now and improve children's chances of gaining economic security in the future. But some effective programs do not reach enough of the more than 426,000 Nevadans and the 48 million Americans struggling in poverty every day. Others, like SNAP, could do more good if their benefits were higher. Even the modest progress beginning to show in the Census data will stall unless Congress acts to end spending cuts known as sequestration scheduled to hit many of these programs this fall.

Deep and Disproportionate Poverty in Nevada

For a family of four in 2014, the official poverty line was less than \$24,230. Despite this low threshold, more than 208,000 Nevadans live on far less, below **half** of the poverty level. As is the case nationwide, poverty in Nevada disproportionately affects people of color. More than 24 percent of African Americans and 20.8 percent of Latinos in Nevada are poor. In contrast, poverty for non-Hispanic whites is 11.2 percent. Twenty-two percent of Nevada children are growing up in poverty, and the statistics are



worse for children of color: 32.3 percent of African American children and 29.5 percent of Latino children in Nevada are poor.ⁱⁱⁱ

We Can Speed Up the Pace in Nevada

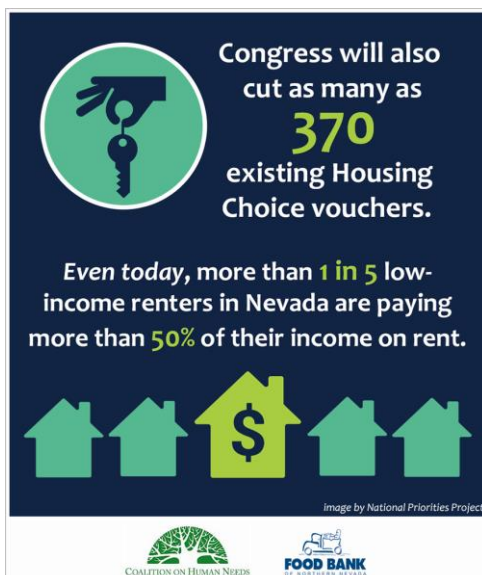
Proven human needs programs lift millions out of poverty. The Earned Income Tax Credit (EITC) and Child Tax Credit (CTC) lifted 104,000 Nevadans, including 55,000 children, out of poverty each year, on average, during 2011 to 2013.^{iv} In 2014, housing subsidies lifted 2.8 million Americans out of poverty, and SNAP lifted 4.7 million people out of poverty across the U.S.^v

Numerous research studies also show that investments in quality, affordable child care and early childhood education also lead to long-term gains for children, families and our economy. For example, Head Start participants are more likely to attend college and be employed and less likely to be a teen parent or in poor health compared to siblings who didn't benefit from Head Start.^{vi}



Congressional Cuts will Thwart Progress in Nevada

As effective as these programs are, their effectiveness is limited because of underfunding, and proposed Congressional cuts threaten these programs further. First imposed in 2013, sequestration's impact through the end of 2014 resulted in 840 fewer rental housing vouchers in Nevada.^{vii} The 2013 sequester cuts also denied Head Start services to 255 Nevada children.^{viii} Thousands of rental vouchers were restored when Congress partly halted sequester cuts in FYs 2014 and 2015, and the numbers of children served by Head Start returned to previous levels in most areas.



Unfortunately, spending bills Congress has advanced so far this year assume that sequestration cuts will return in FY 2016. These House and Senate bills undercut the gains of the nation's successful anti-poverty programs. Their proposed appropriations would mean that 2,300 fewer children in Nevada would have access to full day, full year Head Start when compared to President Obama's budget. The House spending bill not only fails to restore the 67,000 rental vouchers still lost due to sequestration in 2013, it would cut even more, failing to renew 28,000 existing vouchers nationwide.^{ix} As a result, 210 fewer Nevada families would have housing vouchers in 2016. The Senate spending bill is even more restrictive, failing to renew 50,000 existing vouchers nationwide, leaving 370 Nevada families without this assistance.^x

More than 130 human needs programs have seen their funding cut since 2010, adjusted for inflation; about one-third were cut by 15 percent or more.^{xi} Further cuts to these programs threaten to halt the progress made in 2014 in reducing poverty. The Congressional Budget Office also estimated that maintaining sequestration could lead to losses equal to as many as 1.4 million jobs over the next two years.^{xii} Under the Senate budget, however, an estimated 25,100 fewer workers in Nevada would have access to job training and employment services compared to the President’s budget. Nevada would receive \$9.2 million less in federal funding for K-12 education in low-income schools (Title I) under the House budget.^{xiii} We need more investments – not less – in programs that are proven to reduce poverty so more Americans who need help can get it.

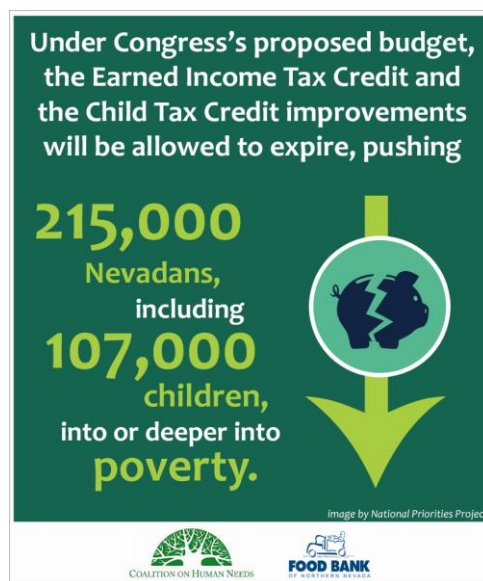
There is talk that Congress might avoid the sequester cuts by cutting safety net programs that do not rely on annual appropriations, like SNAP and Medicaid. This approach may lessen the supports families have in building stability. The U.S. Department of Agriculture found that 8.4 percent of Nevada households were “food insecure” over the years 2012-2014 – that is, they could not always afford enough food.^{xiv} SNAP reduces such hardships, but cuts in SNAP that occurred at the end of October 2013 cut the average benefit from \$1.70 per meal to \$1.40. According to health researchers Children’s HealthWatch, that cutback made SNAP households with children under age three 23 percent more likely to be food insecure, placing the children at risk for bad health and education outcomes.^{xv} If Congress seeks to offset the cost of stopping sequestration, it should close tax loopholes or end a few corporate tax breaks. Ending the extra tax breaks for hedge fund managers, for example (a proposal with bipartisan support), would save nearly \$1.4 billion a year, nearly enough to fund the \$1.5 billion to cover a full year, full day program for all children in Head Start.^{xvi}

In addition, if Congress fails to renew improvements made in 2009 to the EITC and CTC before they expire in 2017, 16 million people – including 8 million children – will be pushed into or deeper into poverty across the U.S.^{xvii}

Congress Needs to Stop the Cuts

Our state and our country are continuing to recover from the Great Recession. But this progress is too slow, and too many Nevadans are still being left behind. By 2020, more than half of children in the U.S. are expected to be part of a minority racial or ethnic group.^{xviii} If the poverty numbers for African American and Latino children stay so high, the future economic growth of Nevada and our country may be endangered as a larger proportion of our children grow up with less education and less connection to good-paying jobs. Increasing investments in programs like Head Start and safe, secure housing will give these children a better start and will benefit Nevada and our country as a whole as they become adults.

Members of Congress have a choice to make. Many of the proposed cuts will severely impact families in Nevada and in other parts of the country, which might increase poverty and push our country



backwards. If Congress stops the sequestration cuts, it could allow Nevada and the whole nation to expand – not cut – programs that prevent and eliminate poverty. Solutions are needed which sustain essential safety net programs like SNAP, low income tax credits like the EITC and CTC, and Medicaid.

This report was prepared by the [Food Bank of Northern Nevada](#), the [Nevada Institute for Children's Research & Policy](#), and the [Coalition on Human Needs](#).

Graphics provided by [National Priorities Project](#).

ⁱ U.S. Census Bureau's American Community Survey data released Sept 17, 2015.

<http://www.census.gov/newsroom/press-releases/2015/cb15-158.html>

ⁱⁱ Timelines were calculated using the U.S. Census Bureau's American Community Survey data released Sept. 17, 2015. The one-year percentage point reduction from 2013 to 2014 for the overall poverty rate and for the child poverty rate were assumed to remain constant going forward until both reached half the value of the current overall poverty rate, thus erasing the disproportionately high child poverty rate.

ⁱⁱⁱ U.S. Census Bureau's American Community Survey data released Sept. 17, 2015.

<http://www.census.gov/newsroom/press-releases/2015/cb15-158.html>

^{iv} <http://www.cbpp.org/research/state-fact-sheets-the-earned-income-and-child-tax-credits>

^v U.S. Census Bureau's Supplemental Poverty Measure released Sept. 16, 2015.

<http://www.census.gov/content/dam/Census/library/publications/2015/demo/p60-254.pdf>

^{vi} <http://www.chn.org/wp-content/uploads/2015/07/Head-Start-Outcomes.pdf>

^{vii} <http://www.cbpp.org/research/housing/national-and-state-housing-data-fact-sheets?fa=view&id=3586#table3>

^{viii} <http://www.nhsa.org/fact-sheets#sheets>

^{ix} https://www.whitehouse.gov/sites/default/files/omb/budget/fy2016/assets/fact_sheets/72415/house-budget-students-veterans-workers-health-economy-state-by-state.pdf

^x https://www.whitehouse.gov/sites/default/files/omb/budget/fy2016/assets/fact_sheets/72415/senate-budget-students-veterans-workers-health-economy-state-by-state.pdf

^{xi} <http://www.chn.org/wp-content/uploads/2015/01/Shrinking-Funding-Since-2010-Approps-FY10-FY15-1.30.15.pdf>

^{xii} <https://www.cbo.gov/publication/50725>

^{xiii} https://www.whitehouse.gov/sites/default/files/omb/budget/fy2016/assets/fact_sheets/72415/senate-budget-students-veterans-workers-health-economy-state-by-state.pdf

^{xiv} <http://www.ers.usda.gov/publications/err-economic-research-report/err194.aspx>

^{xv} Children's HealthWatch, Diluting the Dose, <http://www.childrenshealthwatch.org/wp-content/uploads/FINAL-Diluting-the-Dose-for-web.pdf>

^{xvi} <http://democrats.waysandmeans.house.gov/sites/democrats.waysandmeans.house.gov/files/documents/HR%202889%20Score.pdf> and <http://eclkc.ohs.acf.hhs.gov/hslc/hs/news/blog/president-budget.html>

^{xvii} <http://www.cbpp.org/research/federal-tax/letting-key-provisions-of-working-family-tax-credits-expire-would-push-16>

^{xviii} <https://www.census.gov/newsroom/press-releases/2015/cb15-tps16.html>

How Congress will make Nevada poorer:

nearly **1** out of **6**



Nevadans is living in poverty



For children, it's

1 out of **5**

In 2014, tax credits lifted millions of Americans out of poverty.

In Nevada, that's:



104,000 people



incl. 55,000 children

Under Congress's proposed budget, the Earned Income Tax Credit and the Child Tax Credit improvements will be allowed to expire, pushing

215,000

Nevadans,
including

107,000

children,

into or deeper into
poverty.



Congress will also cut as many as

370

existing Housing
Choice vouchers.

Even today, more than **1 in 5** low-income renters in Nevada are paying more than **50%** of their income on rent.

